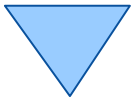


**"ooRexxDoc
A Tool for Generating Javadoc-Like
Documentation for ooRexx Programs"**

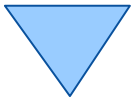
International 2014 Rexx Symposium
Memphis, Tennessee

© 2014 Rony G. Flatscher (Rony.Flatscher@wu.ac.at)
WU Vienna, Austria (<http://www.wu.ac.at>)



Overview

- Documentation of programs
- A ski seminar project
 - Alexander Seik
 - oRexxDoc
 - Principles
 - GUI
 - Configuration file
- Demonstration



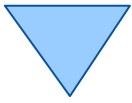
Documentation of Programs, 1

- „Real“ programmers do not like to document!
- „Rexx programs can be read like English, hence no need to document!“
- Programs are usually written under time pressure
 - No time planned for extensive documentation
 - While programming everything seems to be clear, why waste time to document?
- How about
 - Needing to change Rexx programs years later?
 - Other programmers trying to extend (or fix) your program?



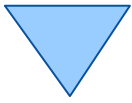
Documentation of Programs, 2

- The Java folks came up with a nice idea
 - Some documentation has to be done anyway, so some documentation is always present
 - Make it easy for „real“ programmers to write documentation
 - Write a tool („javadoc“) that scans the Java source code and creates automatically a documentation
 - Allow Java programmers to easily mark comments that should be added to the documentation
 - The resulting documentation should be usable via a normal web browser
 - Documentation can be placed on a server or locally



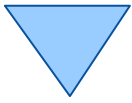
A Ski-seminar Project

- Find a student who
 - Knows Java and JavaDoc
 - Knows ooRexx
- Task to tackle
 - Study JavaDoc and come up with a documentation utility that does the same for ooRexx programs
- Found student
 - Alexander Seik
 - Works as a Java programmer
 - Enrolled to both of my „Business Programming“ classes at WU Vienna



Principles, 1

- Rexx files get analyzed
 - Routines get identified
 - Arguments
 - Return value
 - Directives get identified
 - Subdirectives get extracted
 - Dependencies among Rexx programs („packages“)
 - „ooRexxDoc-comments“, if available
- Create JavaDoc-like HTML-based documentation



Principles, 2

- Ad „ooRexxDoc-comments“
 - Start with `/**` and ends with `*/`
 - May contain *annotations* led in with `@`
 - `@author`
 - `@condition`
 - `@deprecated`
 - `@param`
 - `@return`
 - `@see`
 - `@since`
 - `@version`

GUI, 1

ooRexxDoc

Title

Input (required)

Output (required)

(Directory will be created if it does not exist. Content will be appended to an existing directory)

Overview Text
(Text will be displayed on the start page)

Info-Properties
(E.g. Author: Rexxler)

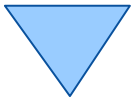
GUI, 2

The screenshot shows a window titled "ooRexxDoc" with a standard macOS-style title bar (three circles on the left). The window contains several input fields and buttons:

- Title:** A single-line text input field.
- Input (required):** A single-line text input field. To its right are two buttons: "Add" and "Remove".
- Output (required):** A single-line text input field. To its right is a "Browse" button.
- (Directory will be created if it does not exist. Content will be appended to an existing directory):** A line of text below the "Output (required)" field.
- Overview Text:** A multi-line text area. To its left is the text "(Text will be displayed on the start page)".
- Info-Properties:** A single-line text input field. To its right are two buttons: "Add" and "Remove".
- Create Doc:** A button located at the bottom center of the window.

▼ Configuration File, 1 (XML)

```
<?xml version="1.0" encoding="UTF-8"?>
<oorexxdoc>
  <parser>
    <input></input>
    <output></output>
  </parser>
  <title></title>
  <header>
    <property>
      <key></key>
      <value></value>
    </property>
    <property>
      <key></key>
      <value></value>
    </property>
  </header>
  <overview>Sample Text</overview>
</oorexxdoc>
```



Demonstration

- Prerequisite
 - Java
 - <http://sourceforge.net/projects/oorexdoc>
- Program name: `ooRexxDoc.jar`
 - „jar“: Java archive, a zip archive
- GUI
 - Double click on jar file
- Command line
 - `java -jar ooRexxDoc.jar`
 - Uses default configuration file named `ooRexxDoc.xml`
 - `java -jar ooRexxDoc.jar myConfigurationFile.xml`