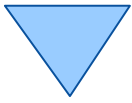


"UNO.CLS: An (Open) Object Rexx Module for Universal Network Objects"


2006 International Rexx Symposium
Austin, Texas, U.S.A. (April 2006)

Rony G. Flatscher (Rony.Flatscher@wu-wien.ac.at)
Wirtschaftsuniversität Wien, Austria (<http://www.wu-wien.ac.at>)



Agenda

- Sources, links
- Outlook given in 2005
- UNO
- UNO.CLS
- Nutshell Examples
- Roundup and Outlook






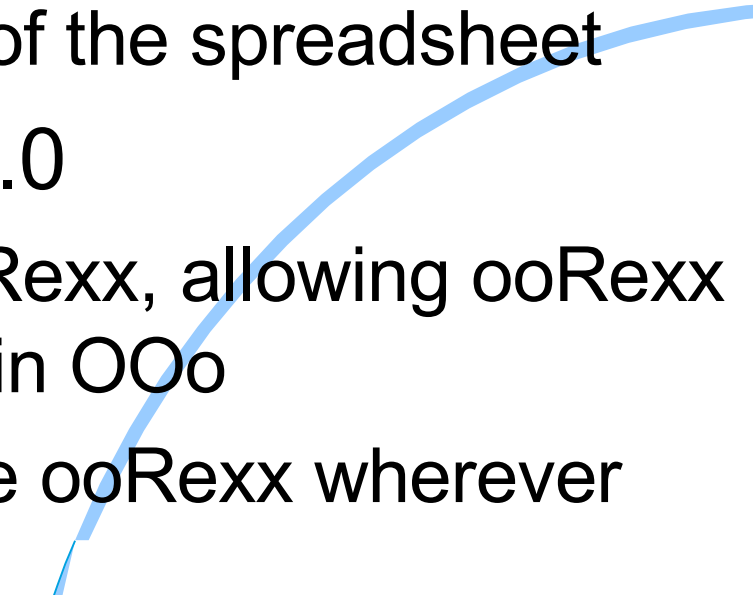
Sources of figures, examples and hints

- From the excellent OOo "Developer's Guide",
cf. <http://api.openoffice.org/SDK/>
- OpenOffice.org papers at
<http://wi.wu-wien.ac.at/rgf/diplomarbeiten>
look for the works of *Mr. Ahammer* (fall 2005) and
Mr. Burger (spring 2006) who document OOo with
ooRexx, more to come
- From the excellent book, "OpenOffice.org Macros
Explained" by Mr. Pitonyak,
cf. <http://www.HetzenWerke.com>



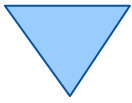
Outlook given in 2005

"Roundup and Outlook, 2"

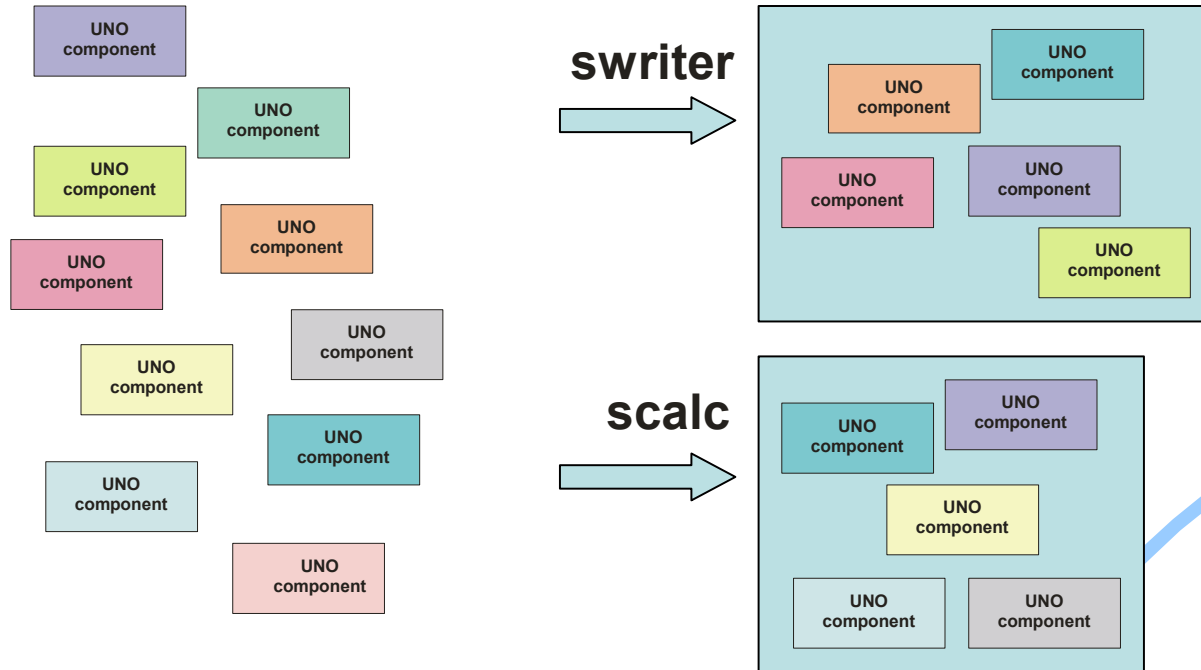
- Creating an ooRexx package
 - Simplifying recurring tasks, like establishing a connection with a server
 - Simplifying access to components, e.g. making it easier to manipulate cells of the spreadsheet
 - With the advent of OOo 2.0
 - Devise a plug-in for BSF4Rexx, allowing ooRexx to be dispatched from within OOo
 - Will make it possible to use ooRexx wherever StarBasic is used!
- 
- 

▼ Universal Network Objects (UNO), 1

- Component technology used to create the building stones of the OpenOffice.org/StarOffice modules
- CORBA-like
 - IDL: Interface Description Language to define components and types, queryable at runtime
- Defines a communication protocol: urp
- Client/server architecture
- URE: "UNO runtime environment" (fall 2005)

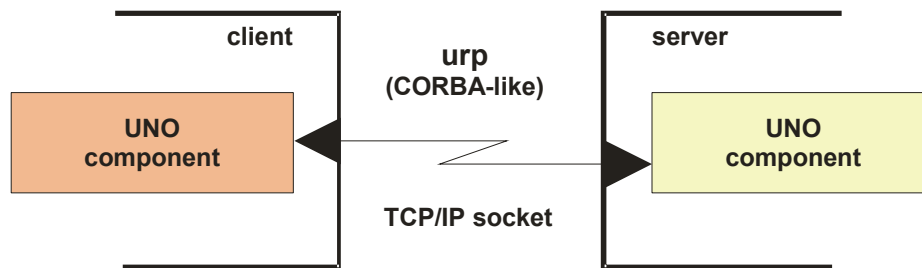


Universal Network Objects (UNO), 2



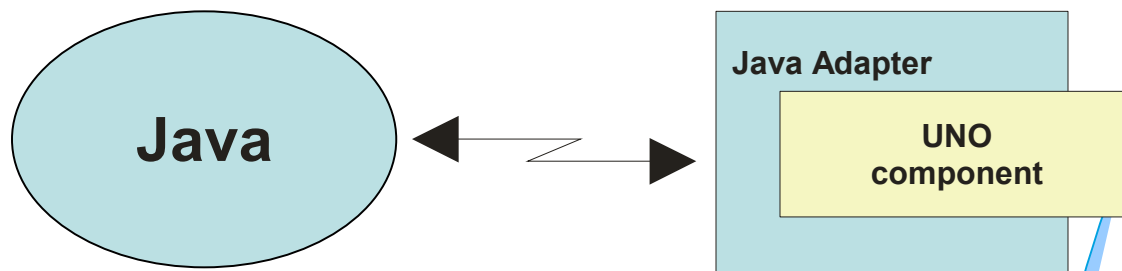
▼ Universal Network Objects (UNO), 3

- urp – UNO remote protocol
- TCP/IP sockets
 - Server can be on another machine (even running another operating system)



▼ Universal Network Objects (UNO), 4 Java Adapter


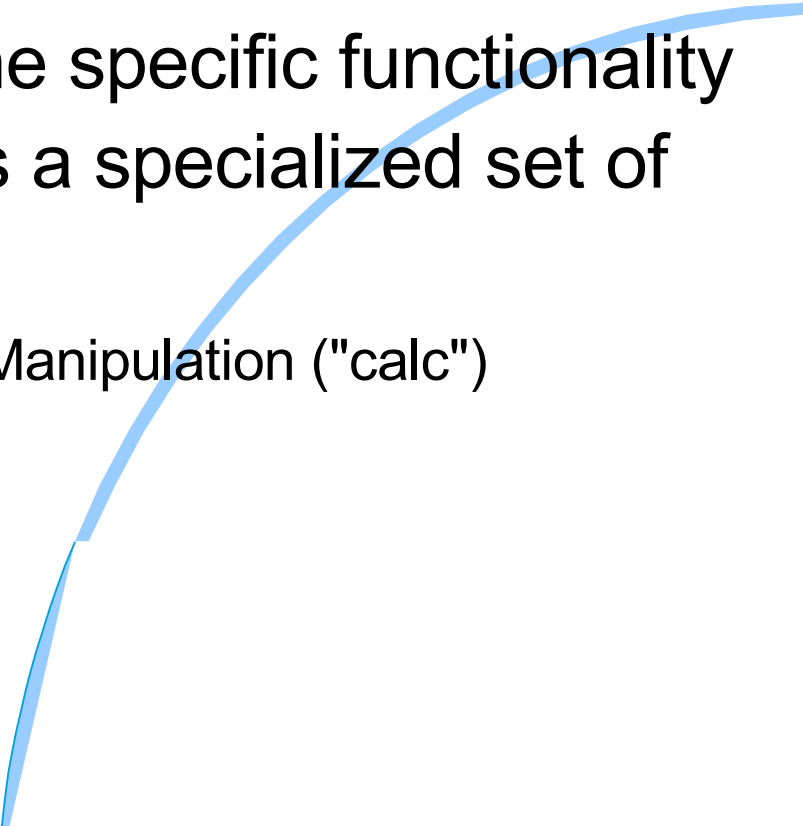
- Sun bought StarOffice
 - Java interfaces to UNO components
 - Java can be used to implement UNO components
 - ...





OpenOffice.org/StarOffice



Developer's Bird Eye's View, 1

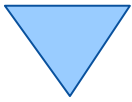
- Set of services to create and maintain documents
 - All common functionality of all types of documents is extracted and organized as a set of interfaces
 - E.g. Loading, saving, printing documents
 - For each type of document the specific functionality is extracted and organized as a specialized set of interfaces
 - E.g. TextCursors ("write"), Cell-Manipulation ("calc")
- 
- 



OpenOffice.org/StarOffice

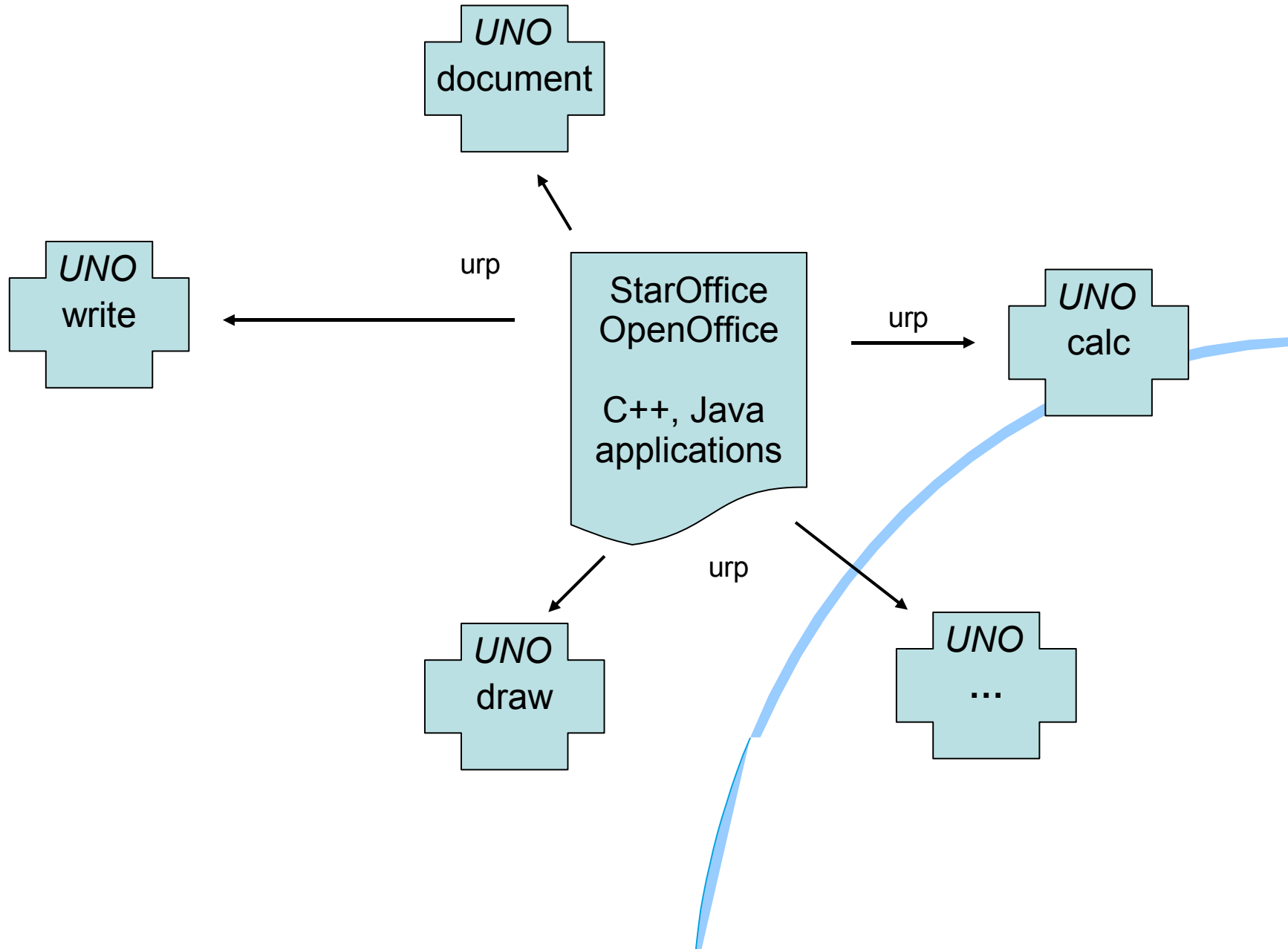
Developer's Bird Eye's View, 2

- 
- Client/Server Architecture
 - Employing distributable components ("UNO")
 - Server can run on any computer in the world!
 - Operating system and/or of server as well as that of the client is irrelevant!
 - Communication: urp
 - TCP/IP sockets
 - Named pipes, if available
 - Client can run on the same machine as the server
- 



OpenOffice.org/StarOffice


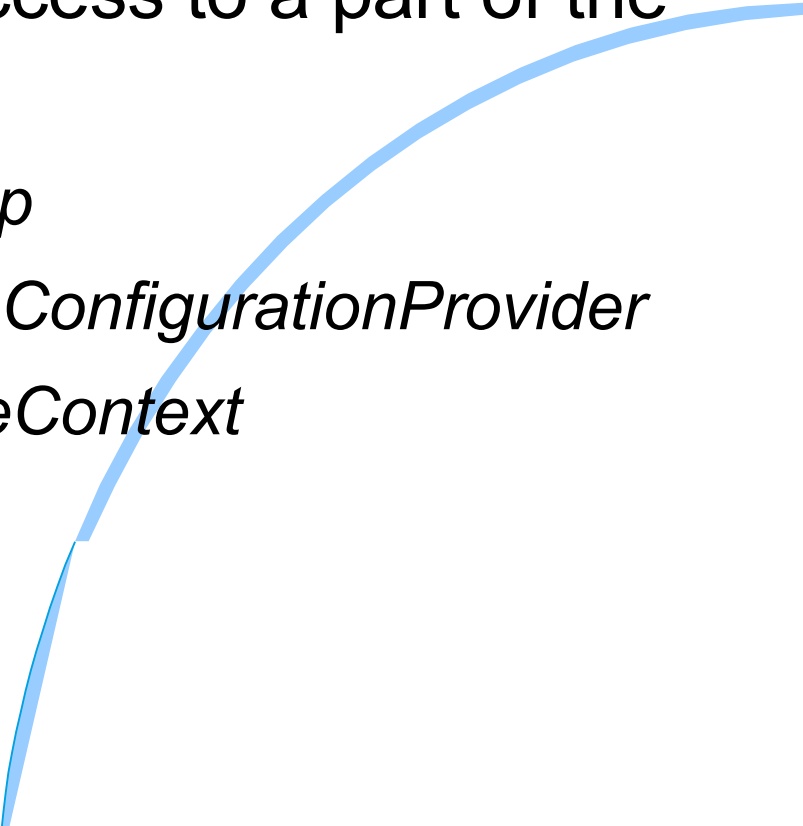
Building Blocks, 1





OpenOffice.org/StarOffice

Building Blocks, 2

- "Service Managers"
 - Supplied by servers
 - Can be used to request services from the server
 - Returned service allows access to a part of the "office" functionality, E.g.
 - *com.sun.star.frame.Desktop*
 - *com.sun.star.configuration.ConfigurationProvider*
 - *com.sun.star.sdb.DatabaseContext*
- 
- 

OpenOffice.org/StarOffice Building Blocks, 3

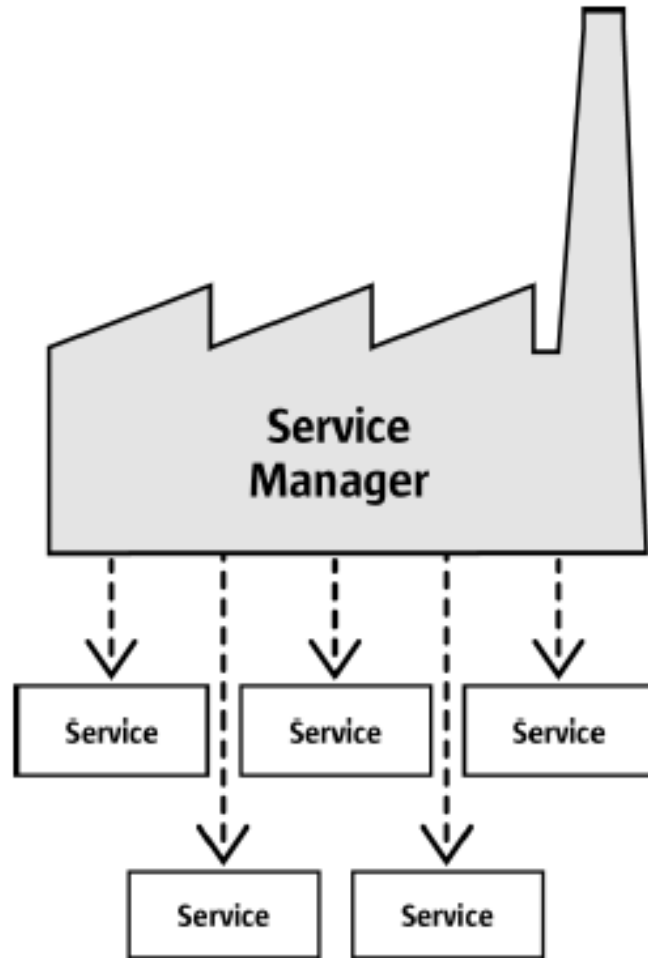

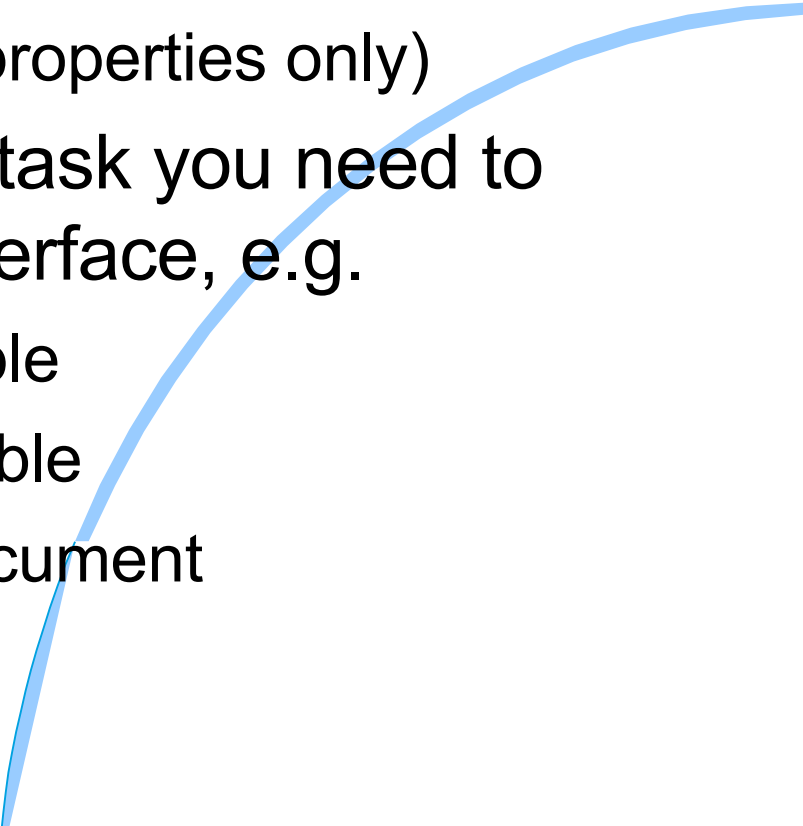


Illustration 2.1: Service manager



OpenOffice.org/StarOffice

Building Blocks, 4

- "Services"
 - Can be comprehensive
 - Are organized in partitions named
 - "Interfaces" (group of functions/methods) and
 - "structs" (group of related properties only)
 - Depending on the desired task you need to request the appropriate interface, e.g.
 - `com.sun.star.view.XPrintable`
 - `com.sun.star.frame.XStorable`
 - `com.sun.star.text.XTextDocument`
- 
- 

OpenOffice.org/StarC

Building Blocks, 5

- An example
 - Two services with seven interfaces exposed
 - There are more available
 - "OfficeDocument"
 - Four interfaces
 - "TextDocument"
 - Three interfaces

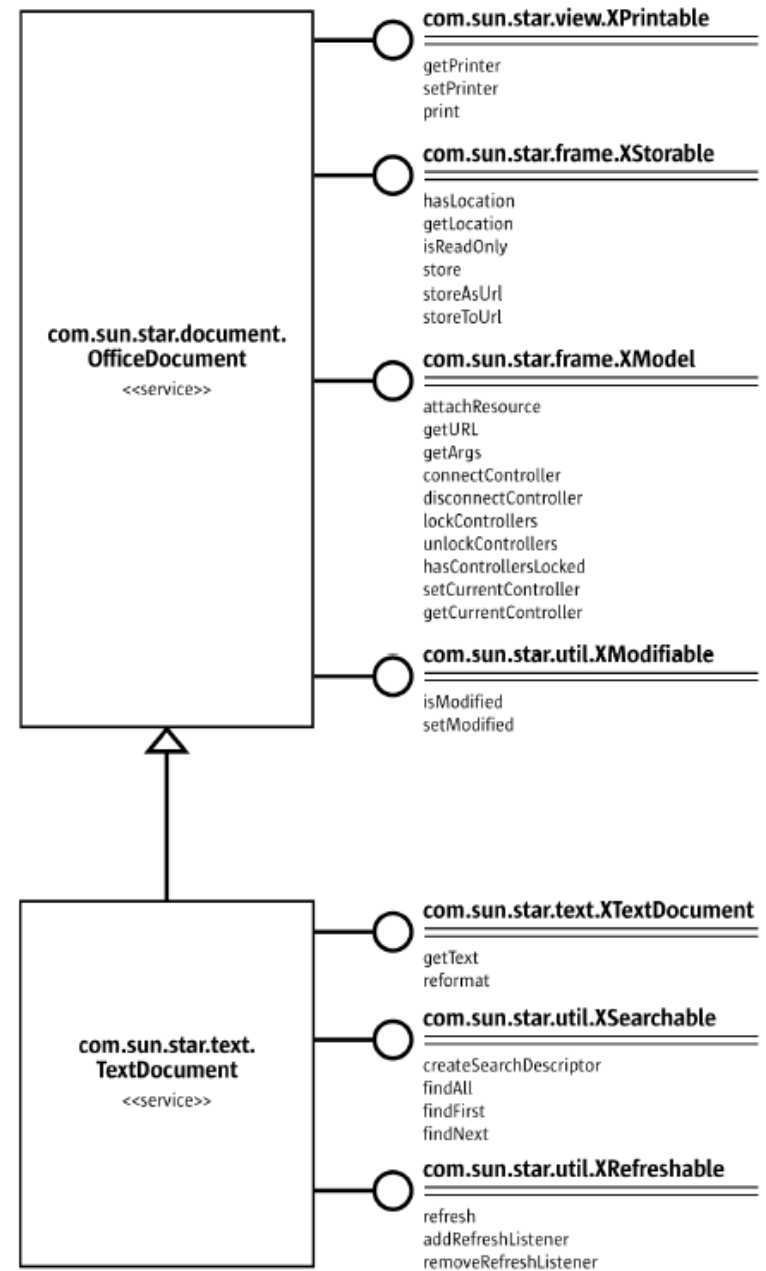


Illustration 2.3: Text Document

Creating a Text Document

Java, 1

```
class Test {
    public static void main (String args[]) {
        com.sun.star.frame.XDesktop xDesktop = null;
        com.sun.star.lang.XMultiComponentFactory xMCF = null;
        try {
            com.sun.star.uno.XComponentContext xContext = null;
            xContext = com.sun.star.comp.helper.Bootstrap.bootstrap();

            xMCF = xContext.getServiceManager();
            if( xMCF != null ) {
                System.out.println("Connected to a running office ...");
                Object oDesktop = xMCF.createInstanceWithContext(
                    "com.sun.star.frame.Desktop", xContext);

                xDesktop = (com.sun.star.frame.XDesktop)
                    com.sun.star.uno.UnoRuntime.queryInterface(
                        com.sun.star.frame.XDesktop.class, oDesktop);

                com.sun.star.frame.XComponentLoader xComponentLoader =
                    (com.sun.star.frame.XComponentLoader)
                        com.sun.star.uno.UnoRuntime.queryInterface(
                            com.sun.star.frame.XComponentLoader.class, xDesktop);

                com.sun.star.beans.PropertyValue xEmptyArgs[] = // empty property array
                    new com.sun.star.beans.PropertyValue[0];

                com.sun.star.lang.XComponent xComponent = // text document
                    xComponentLoader.loadComponentFromURL( "private:factory/swriter",
                        "_blank", 0, xEmptyArgs);
            }
            else
                System.out.println("Not able to create desktop object.");
        }
        catch( Exception e) {
            e.printStackTrace(System.err);
            System.exit(1);
        }
        System.err.println("Successful run.");
        System.exit(0);
    }
}
```


Creating a Text Document

Java, 2

```
... cut ...
```


```
com.sun.star.frame.XDesktop xDesktop =  
    (com.sun.star.frame.XDesktop)  
    com.sun.star.uno.UnoRuntime.queryInterface(  
        com.sun.star.frame.XDesktop.class, oDesktop);
```

```
com.sun.star.frame.XComponentLoader xComponentLoader =  
    (com.sun.star.frame.XComponentLoader)  
    com.sun.star.uno.UnoRuntime.queryInterface(  
        com.sun.star.frame.XComponentLoader.class, xDesktop);
```


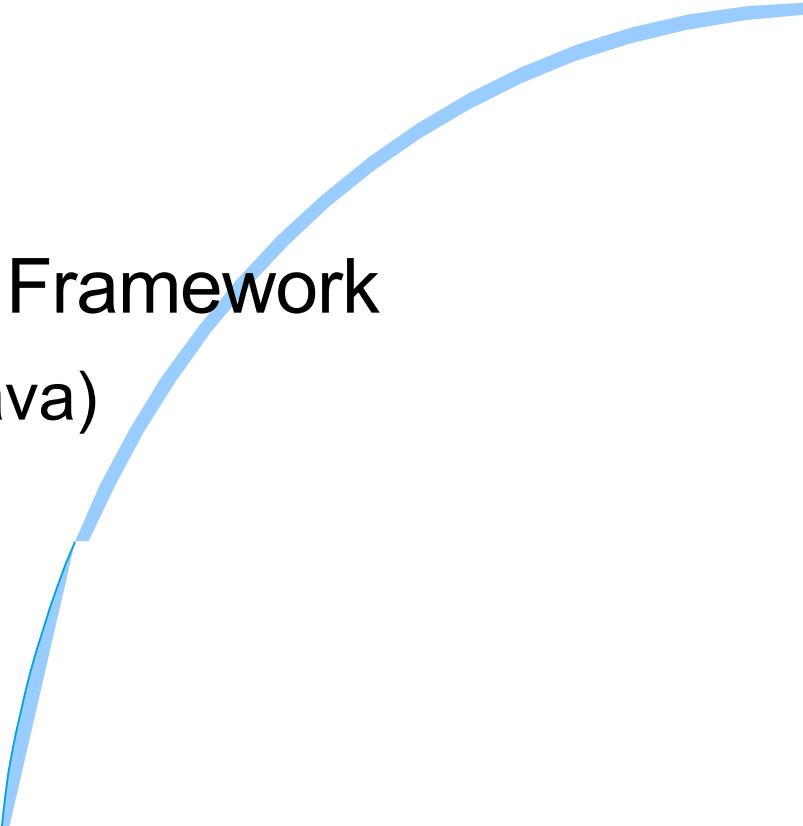
```
com.sun.star.beans.PropertyValue xEmptyArgs[] = // empty property array  
    new com.sun.star.beans.PropertyValue[0];
```

```
com.sun.star.lang.XComponent xComponent = // text document  
    xComponentLoader.loadComponentFromURL("private:factory/swriter",  
        "_blank", 0, xEmptyArgs);
```

```
... cut ...
```



OpenOffice.org 2.x/StarOffice 8 Programming Languages

- OOo version 2.x
 - C++
 - StarBasic
 - Scripting language
 - **Java**
 - Python
 - New Java-based Scripting Framework
 - BeanShell (interpretable Java)
 - JavaScript (Rhino)
- 
- 

OpenOffice.org/StarOffice and ooRexx ?

- No direct support for ooRexx in OOo
- No external Rexx functions available for OOo
- BUT
 - **If** there was a way to bridge ooRexx with Java and then use Java to bridge to UNO, **then** it would be **possible** to team up OOo with ooRexx!
 - ... and there **is** a means available for that:
BSF4Rexx !

Creating a Text Document ooRexx with BSF4Rexx

```
xContext    = .bsf~bsf.import("com.sun.star.comp.helper.Bootstrap")~bootstrap
unoRuntime  = .bsf~bsf.import("com.sun.star.uno.UnoRuntime")

xMCF = xContext~getServiceManager();
if xMCF<>.nil then
do
  say "Connecting to office ..."
  oDesktop = xMCF~createInstanceWithContext("com.sun.star.frame.Desktop", xContext)

  xDesktop = unoRuntime~queryInterface( -
    .bsf~bsf.import("com.sun.star.frame.XDesktop"), oDesktop)

  xComponentLoader = unoRuntime~queryInterface( -
    .bsf~bsf.import("com.sun.star.frame.XComponentLoader"), xDesktop)

  PropertyValueClass=.bsf~bsf.import("com.sun.star.beans.PropertyValue")
  xEmptyArgs=bsf.createArray( PropertyValueClass, 0 ) -- empty property array


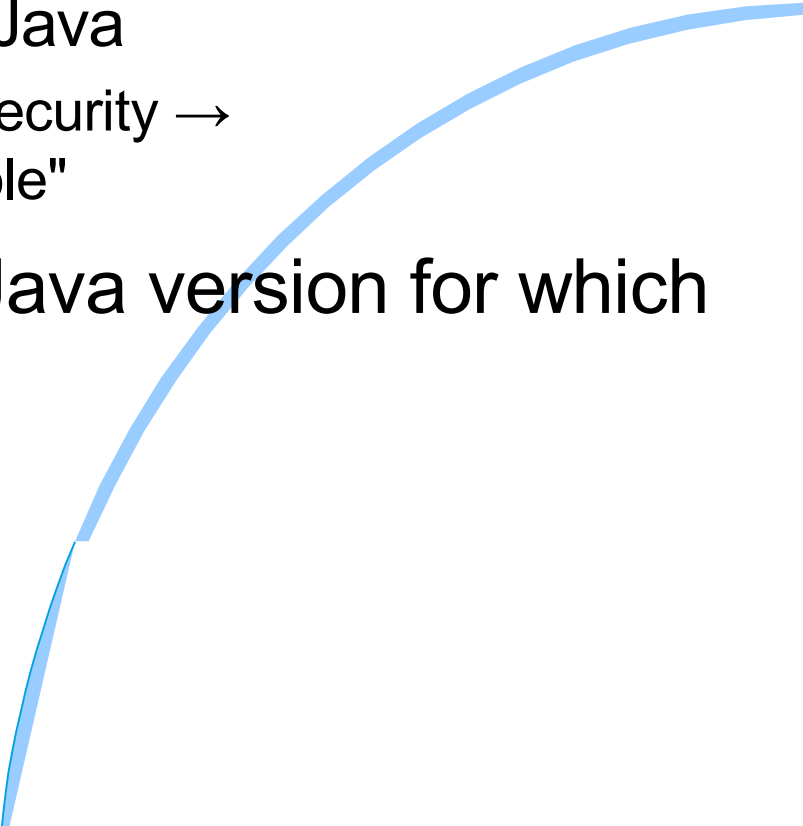
  xComponent = xComponentLoader~loadComponentFromURL( "private:factory/swriter", -
    "_blank", 0, xEmptyArgs);
end
else
  say "Not able to create desktop object."

::requires BSF.CLS -- get Java support (BSF4Rexx)
```



BSF4Rexx, Version 2006-04-10

(17th International Rexx Symposium)

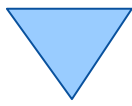
- Install BSF4Rexx
 - Follow the instructions coming with BSF4Rexx
 - Follow the instructions in "[readmeBSF4Rexx.txt](#)"
 - Configure OOo's Java
 - Make sure OOo is enabled for Java
 - Check "Tools → Options... → Security → OpenOffice.org → Java → Enable"
 - Make sure OOo uses the Java version for which BSF4Rexx was installed !
- 
- 

▼ UNO.CLS, 1

- "OOO.CLS"
 - Created for and introduced at the 16th International Rexx Symposium
 - Eased creation of ooRexx programs that drive OOo
- "UNO.CLS"
 - Generalized support to UNO
 - Drastically enhanced support for UNO and OOo
 - Allows introspection/reflection of UNO objects!

▼ UNO.CLS, 2

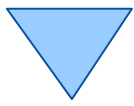
- Environment symbol **.UNO**
 - Version of UNO.CLS: **.uno~version**
 - Empty Property array: **.uno~noProps**
 - Stores UNO classes loaded via the public routine **UNO.LoadClass(...)**
 - Preloaded UNO classes:
 - **.uno~Any**: com.sun.star.uno.Any
 - **.uno~AnyConverter**: com.sun.star.uno.AnyConverter
 - **.uno~Bootstrap**: com.sun.star.comp.helper.Bootstrap
 - **.uno~PropertyValue**: com.sun.star.beans.PropertyValue
 - **.uno~RgfReflectUno**: org.oorexx.uno.RgfReflectUNO
 - **.uno~UnoRuntime**: com.sun.star.uno.UnoRuntime



UNO.CLS, 3

Public Routines

- **UNO.connect([UNO_URL])**
 - Bootstraps UNO and returns the remote object, if **UNO_URL** is given, or local **context** object else
- **UNO.loadClass(className [, idx])**
 - Creates a proxy class object from the given UNO class name and stores it with **idx** in **.UNO**; if **idx** is omitted the unqualified class name is used
- **UNO.wrap(BSFProxyObject)**
 - Creates and returns a UNO proxy object from a BSF proxy object, adding special UNO behaviour



UNO.CLS, 4

Public Routines

- **UNO.areSame(o1, o2)**
 - Returns **.true** if both the UNO object references **o1** and **o2** refer to the same object, **.false** else
- **UNO.createDesktop([context])**
 - Creates and returns the **XDesktop** interface object
- **UNO.setCell(XSheet, x, y, value)**
 - Sets cell with **x/y** co-ordinates (0-based) in **Xsheet** to **value** using **setFormula()**

▼ UNO.CLS, 5

Public Routines for Macro Usage

- If ooRexx script is invoked via the OOo scripting framework the following two routines can be used
 - `UNO.getScriptContext()`
 - Returns the ScriptContext, a UNO proxy object
 - `UNO.getScriptContextVersion()`
 - Returns the ScriptContext version for the Ooo-ooRexx-macro-scripting support

▼ UNO.CLS, 6

Conversion of Fully Qualified Filenames

- UNO uses URL encoding for filenames, independent of platforms
 - Fully qualified platform dependent file names need therefore be converted
 - **ConvertFromURL(URL)**
 - Returns operating system dependent format of fully qualified file name as encoded in **URL**
 - **ConvertToURL(fileName)**
 - Returns operating system neutral URL encoding of operating system dependent fully qualified **fileName**

▼ UNO.CLS, 7

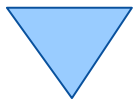
URL En-/Decoding

- URLs need to be encoded (and decoded) such that they do not contain illegal characters escaping such characters in the %nn notation
 - `encodeURL(url)`
 - Escapes illegal characters
 - `decodeURL(url)`
 - Translates escaped characters

▼ UNO.CLS, 8

Reflection/Introspection Support, 1

- Learning the structure of UNO objects can be tedious and time-consuming
- The following routines return all available information in a blank delimited string that can be huge
 - For simple debugging purposes the public routine `ppd(blankDelimitedString)` can be used which will insert CR-LF-TABs for making a SAY output better ledgible
- `org.oorexx.uno.RgfReflectUNO` methods are used



UNO.CLS, 9

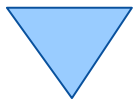
Reflection/Introspection Support, 2

- `UNO.findInterfaceWithMember(o, name, [bReturnString], [howMany])`
 - Looks for a member `name` (case-independently) in the UNO object `o`; if `bReturnString` is `.true`, then the interface UNOIDL definition is returned, else the queried interface object. If a string is to be returned then up to `howMany` matching interface definitions are encoded, separated by a LF ("`0A`"x) is returned; a value of `-1` will return all interface definitions where a `named` member can be found.
- `UNO.getDefinition(o)`
 - The UNOIDL definition of the UNO object `o` is returned as a blank delimited string.
- `UNO.getInterfaceNamesViaReflection(o)`
 - Returns a blank delimited string of the interface names that the UNO service object `o` implements (reflection, ie. according to UNOIDL)

UNO.CLS, 10

Reflection/Introspection Support, 3

- `UNO.getProperties(o)`
 - Returns a blank delimited string of the property definitions that are defined for the UNO service object `o`
- `UNO.getServiceNamesViaReflection(o)`
 - Returns a blank delimited string of the interface names that the UNO service object `o` implements
- `UNO.getTypeName(o)`
 - Returns the type name of the UNO object `o`
- `UNO.getXTypeProviderTypeNames(o)`
 - Returns a blank delimited string of the interface names that the UNO service object `o` implements (introspection).



UNO.CLS, 11

Reflection/Introspection Support, 4

- `UNO.queryInterfaceName(o, name)`
 - Returns a fully qualified interface name matching the unqualified, case-insensitive `name` for the UNO object `o`
- `UNO.queryInterfaceObjectByName(o, name)`
 - Returns the queried interface object for the interface name matching the unqualified, case-insensitive `name` for the UNO object `o`
- `UNO.queryServiceName(o, name)`
 - Returns a fully qualified service name matching the unqualified, case-insensitive `name` for the UNO object `o`



Creating a Text Document ooRexx with UNO.CLS

```
xComponentLoader = UNO.createDesktop() ~XDesktop ~XComponentLoader
xWriterComponent = xComponentLoader~loadComponentFromURL(
    "private:factory/swriter", "_blank", 0, .UNO~noProps)
say ppd(uno.getDefinition(xWriterComponent))

::requires UNO.CLS    -- get UNO support
```

(Multilingual) UNO Spellchecker

```
ctxt = UNO.connect() /* connect to server and retrieve the ctxt object */
sm = ctxt~getServiceManager /* retrieve XMultiComponentFactory */

say "*****"
say "*** Spell Checker ***"
say "*****"
say "Please enter a word: "
parse pull aWord /* get word to spell check from user */
say
/* create the LinguServiceManager and the SpellChecker */
lsm = sm~createInstanceWithContext("com.sun.star.linguistic2.LinguServiceManager", ctxt)
sc = lsm~XLinguServiceManager~getSpellChecker

/* load the required class "com.sun.star.lang.Locale" and set the language to US-english */
call uno.loadClass "com.sun.star.lang.Locale"
aLocale = .uno~Locale~new("en", "US", "")

isCorrect = sc~isValid(aWord, aLocale, .UNO~noProps) /* test the word */
say "The word" pp(aWord) "is" iif(isCorrect, "", "NOT") "correct!"

/* if the word is not correct submit all alternatives */
sa = sc~spell(aWord, aLocale, .uno~noProps)

if .nil <> sa then
do
say; say "Alternatives: "
do alternative over sa~alternatives
say " " alternative
end
end

::requires UNO.CLS -- get UNO support
```

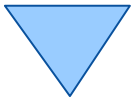
Output:

```
*****
*** Spell Checker ***
*****
```

```
Please enter a word:
mysterious
```

```
The word [mysterious] is NOT correct!
```

```
Alternatives:
mysterious
```



Roundup and Outlook

- UNO
 - CORBA-like component technology
 - URE and OOO build on it
- Java UNO adapters
 - Allow using BSF4Rexx
 - ooRexx can be used to automate/script OOO
- With OOO v2.0
 - Java scripting engine framework
 - Using BSF4Rexx and an Ooo-ooRexx-engine, ooRexx can be employed as a macro language!